



Please write clearly in block capitals.

Centre number Candidate number

Surname _____

Forename(s) _____

Candidate signature _____

I declare this is my own work.

Functional Skills Level 2 MATHEMATICS

Paper 1 Non-Calculator

Time allowed: 30 minutes

Materials

For this paper you must have:

- mathematical instruments.

You must **not** use a calculator.



For Examiner's Use	
Question	Mark
1-6	
7	
TOTAL	

Instructions

- Use black ink or black ball-point pen. Draw diagrams in pencil.
- Answer **all** questions.
- You must answer the questions in the spaces provided. Do not write outside the box around each page or on blank pages.
- If you need extra space for your answer(s), use the lined pages at the end of this book. Write the question number against your answer(s).
- Do all rough work in this book. Cross through any work you do not want to be marked.
- State the units of your answer where appropriate.

Information

- The marks for questions are shown in brackets.
- The maximum mark for this paper is 20.
- You may ask for more answer paper, graph paper and tracing paper. These must be tagged securely to this answer book.

Advice

In all calculations, show clearly how you work out your answer.





FUNCTIONAL SKILLS ONLINE COURSES

- ✓ Your answers are analysed to determine your Current Level
- ✓ Suggested courses for you to enrol on based on your calculated level
- ✓ Always know the level you are currently working at
- ✓ Determine when you are ready to sit your exam

Recommendations

Based on your results from this initial assessment, we estimate you are currently at **Level 1.5**. From this diagnostic, we think one of the following courses would be suitable:

Functional Skills Maths Level 2

35 Topic Count | 105 Tests

43 Mock Exams

Enrol Now

Pick my own

Functional Skills English Initial Assessment

English

13 Questions | No Time Limit

Start Initial Assessment

Functional Skills Maths Initial Assessment

Maths

25 Questions | Mixed Calculator | No Time Limit

Start Initial Assessment

- ✓ Explainer videos on every topic
- ✓ Quick-fire style multiple choice questions
- ✓ Test your knowledge with exam-style questions
- ✓ Written solutions for all questions

Why do we write...

Practice Question 1 of 5

70 = 113

Correct answer: 158

Written Solution: 70 + 113 = 183

Addition and Subtraction (including decimals) Topic Test Instructions

These are practice questions for Addition and Subtraction (including decimals). They will get you to familiarise yourself with the format and difficulty. These questions are intended to be used as a guide only. Please do not use them for your final exam.

Course Completion %

View the completion percentage for the course.

6.44%

Using Numbers

16 TOPICS

27.08% Complete

Start Learning

Previous Results for Addition and Subtraction (including decimals)

ATTEMPT DATE	DIFFICULTY	RESULT
25/04/2022 15:39	Easy	80%
18/01/2022 14:01	Medium	20%

- ✓ See your progress through as you progress through each topic area
- ✓ Get your average scores for practice questions, topic tests and mock exams
- ✓ View all practice question, topic test and mock exam attempts over time
- ✓ View historical attempts to analyse your progress over time

Or visit
passfunctionalskills.co.uk

Section A

Do not write
outside the
box

Answer all questions in the spaces provided.

1 Here are nine numbers.

1 1 1 2 2 4 4 6 6

Circle the mode.

[1 mark]

1 2 3 6

2 Write 9007065 in words.

[1 mark]

Nine million, seven thousand and sixty five.

3 Work out $7.4 - 2.137$

[1 mark]

$$\begin{array}{r} 7.400 \\ - 2.137 \\ \hline 5.263 \end{array}$$

Answer 5.263

4 Work out $50 + 75 \div 5^2$

[2 marks]

$$5^2 = 25.$$

$$50 + 75 \div 25 = 50 + \frac{75}{25} = 50 + 3 = 53.$$

Answer 535 Write $4\frac{3}{7}$ as an improper fraction.

[1 mark]

$$4 = \frac{28}{7}, \quad 4\frac{3}{7} = \frac{28+3}{7} = \frac{31}{7}$$

Answer $\frac{31}{7}$

Turn over for the next question

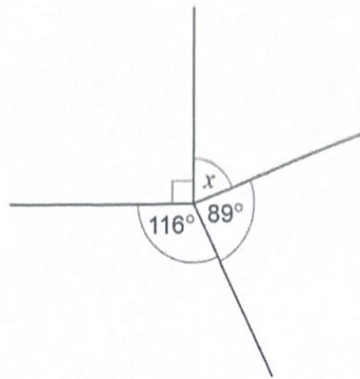
Turn over ►



6

Work out the size of angle x .

[2 marks]

Do not write
outside the
boxNot drawn
accurately

$$360 = 90 + x + 89 + 116$$

$$360 = x + 295$$

$$x = 360 - 295$$

$$x = 65^\circ$$

Answer

65°

8



Section B

Do not write
outside the
box

Answer all questions in the spaces provided.

7 Rowing club

Jake is a member of a rowing club.



7 (a) Jake goes rowing at the club one morning.

He leaves home at 7.30 am

It takes him

25 minutes to drive to the club

and then

45 minutes to get the boat ready and start rowing.

Jake rows at an average speed of 10 kilometres per hour for a distance of 5 kilometres.

What time is it when he has rowed 5 kilometres?

[4 marks]

$7:30 + 25 \text{ minutes} + 45 \text{ minutes} = 8:40$ when
Jake begins to row.

$\frac{5 \text{ km}}{10 \text{ km/h}} = \frac{1}{2} \text{ hour to row} = 30 \text{ minutes.}$

$8:40 + 30 \text{ mins} = 9:10 \text{ am}$ once he has
rowed 5 km.

Answer

9:10 am.

Turn over ►



- 7 (b) Jake wants to row 60 kilometres in one week.
He rows 7 kilometres every day for 5 days.

What **fraction** of the 60 kilometres does he have left to row?

Give your answer in its simplest form.

[3 marks]

$$7 \times 5 = 35 \text{ km rowed.}$$

$$60 - 35 = 25 \text{ km left.}$$

$$\frac{25}{60} = \frac{5}{12} \text{ of the distance remaining.}$$

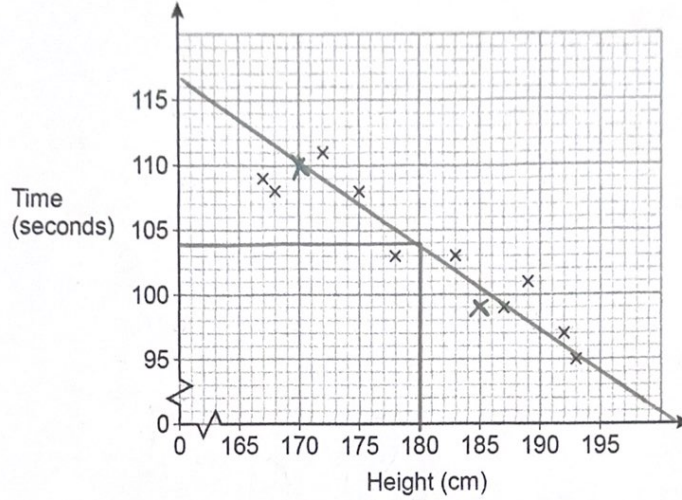
Answer

$$\frac{5}{12}.$$



Do not write outside the box

- 7 (c) Twelve rowers take part in a race.
 Jake records the height of each rower and the time they take to complete the race.
 Ten of the results are shown on the scatter diagram.



The table shows the data for the other two rowers.

Height (cm)	Time (seconds)
170	110
185	99

Plot the two extra points and then use the scatter diagram to estimate the time for a rower of height 180 cm

You **must** show your working, which should be on the diagram.

Give the units of your answer.

[5 marks]

Off of Line of best fit: (180, 104).

Answer 104 seconds.


12

END OF QUESTIONS

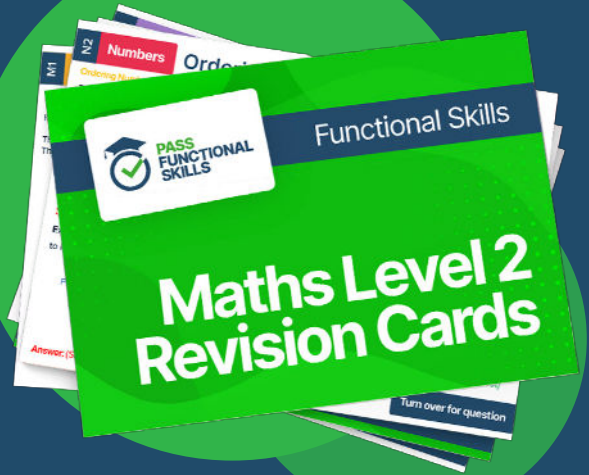




PASS
FUNCTIONAL
SKILLS



Functional Skills Maths
Level 2 Practice Papers



Functional Skills Maths
Level 2 Revision Cards



Functional Skills English Level 2
Practice Papers & Revision Cards



Functional Skills Maths
Level 2 Pocket Revision Guide

Or visit

passfunctionalskills.co.uk