



PASS
FUNCTIONAL
SKILLS

Functional Skills Model Solutions

PassFunctionalSkills.co.uk

[Book Functional Skills Exams](#)

[See our Functional Skills Course](#)

More Free Revision Materials

[Maths Level 2](#)

[Maths Level 1](#)

[English Level 2](#)

[English Level 1](#)



**ENTRY LEVEL 2
FUNCTIONAL SKILLS
MATHS – PART A**

QUESTION PAPER

SAMPLE ASSESSMENT MATERIAL

| | |
|-----------------|---------------------|
| Learner name: | Auto-filled by XAMS |
| Learner number: | Auto-filled by XAMS |
| Your Signature: | |
| Today's date: | Auto-filled by XAMS |




Total marks available: **7 marks**




Time limit: **25 minutes**

You need:



This question and answer paper



A pen with black or blue ink



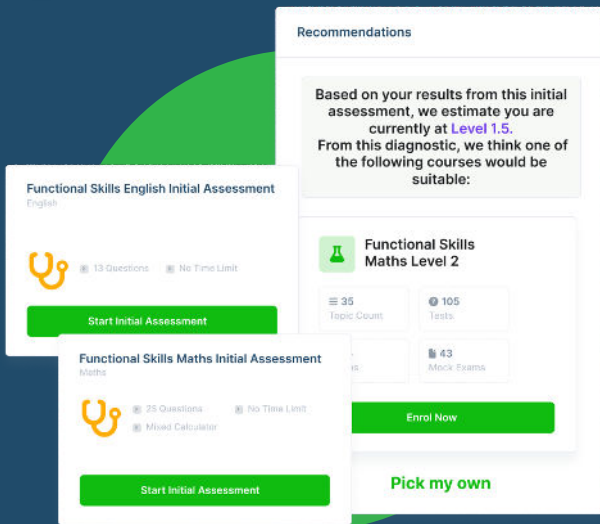
A pencil and an eraser



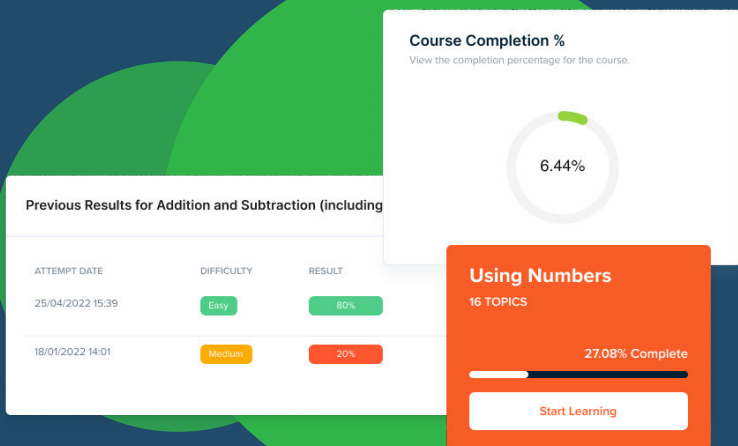
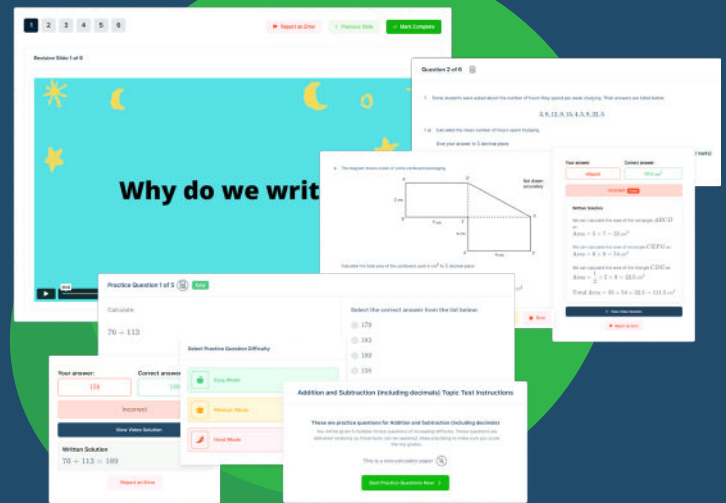


FUNCTIONAL SKILLS ONLINE COURSES

- ✓ Your answers are analysed to determine your Current Level
- ✓ Suggested courses for you to enrol on based on your calculated level
- ✓ Always know the level you are currently working at
- ✓ Determine when you are ready to sit your exam



- ✓ Explainer videos on every topic
- ✓ Quick-fire style multiple choice questions
- ✓ Test your knowledge with exam-style questions
- ✓ Written solutions for all questions



- ✓ See your progress through as you progress through each topic area
- ✓ Get your average scores for practice questions, topic tests and mock exams
- ✓ View all practice question, topic test and mock exam attempts over time
- ✓ View historical attempts to analyse your progress over time

Or visit
passfunctionalskills.co.uk

You cannot use:

The Internet



A calculator

**Instructions**

1. Check your name is correct on Page 1
Write your **signature** if it is
2. **Read** each text and question carefully
3. **Write** your answers in the spaces provided
4. Answer **all** the questions
Remember to show your **workings**
5. **Check** your work at the end
6. Ask your teacher for more **paper** if you need it.
Write your name on any extra pieces of paper.
7. Your teacher will **collect** your paper at the end of the assessment



Answer:



Question 1

(1 mark)

Put the following numbers in order.

176 63 113 140 128

| | | | | |
|----|-----|-----|-----|-----|
| 63 | 113 | 128 | 140 | 176 |
|----|-----|-----|-----|-----|

Question 2

(2 marks)

Divide 86 by 3 and show the remainder.


Show your workings.

$$\begin{array}{r} 28 \text{ r } 2 \\ 3 \overline{) 86} \\ \underline{6} \\ 26 \\ \underline{24} \\ 2 \end{array}$$

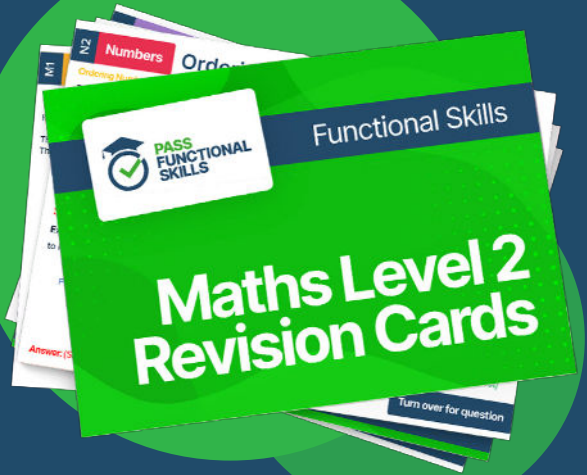
$$86 \div 3 = 28 \text{ r } 2$$



PASS
FUNCTIONAL
SKILLS



Functional Skills Maths
Level 2 Practice Papers



Functional Skills Maths
Level 2 Revision Cards



Functional Skills English Level 2
Practice Papers & Revision Cards



Functional Skills Maths
Level 2 Pocket Revision Guide

Or visit

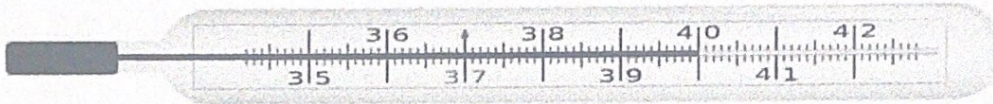
passfunctionalskills.co.uk

Question 3**(2 marks)**

Ashley is feeling unwell.

Ashley's temperature yesterday was 37 degrees.

The thermometer shows Ashley's temperature today.



How many **degrees higher** is Ashley's temperature today than it was yesterday?

Show your workings.

The temperature on the thermometer shows 40 degrees.

$$40 - 37 = 3 \text{ degrees higher today}$$

Question 4

(2 Marks)

Monica needs 83 plants to fill a flower bed at the park.

She only has 56 plants.

How many **more** plants does Monica need?

$$\begin{array}{r} \overset{7}{8}3 \\ - 56 \\ \hline 27 \end{array}$$

$$83 - 56 = 27$$

Monica needs 27
more plants.

End of Part A