

Sample Paper 3

ncfe.**Sample Paper: P000292**

NCFE Functional Skills Qualification in Mathematics at Level 2 (501/2324/5)

Time Allowed 2 HOURS

You **need** the following to complete this assessment:

- ruler
- calculator
- protractor.

Read each document and activity carefully and attempt to answer **all** activities.

Write your answers in the spaces provided and ensure that your writing is legible.

If extra pages are used, please make sure your name is on them and they are securely fastened to this booklet.

At the end of the assessment hand all documents over to the invigilator as instructed.

DO NOT TURN OVER UNTIL YOU ARE INSTRUCTED TO DO SO BY THE INVIGILATOR.

For Examiner use only:

Activity number	1	2	3	Total
Total Marks awarded				
Total Marks available	10	16	14	40



FUNCTIONAL SKILLS ONLINE COURSES

- ✓ Your answers are analysed to determine your Current Level
- ✓ Suggested courses for you to enrol on based on your calculated level
- ✓ Always know the level you are currently working at
- ✓ Determine when you are ready to sit your exam

Recommendations

Based on your results from this initial assessment, we estimate you are currently at **Level 1.5**. From this diagnostic, we think one of the following courses would be suitable:

Functional Skills English Initial Assessment
English
13 Questions | No Time Limit
Start Initial Assessment

Functional Skills Maths Initial Assessment
Maths
25 Questions | Mixed Calculator | No Time Limit
Start Initial Assessment

Functional Skills Maths Level 2
35 Topic Count | 105 Tests
43 Mock Exams
Enrol Now

Pick my own

- ✓ Explainer videos on every topic
- ✓ Quick-fire style multiple choice questions
- ✓ Test your knowledge with exam-style questions
- ✓ Written solutions for all questions

Why do we write...

Practice Question 1 of 5
Calculation
 $76 + 113 = 189$

Selected the correct answer from the list below:
129
183
189
154

Addition and Subtraction (including decimals) Topic Test Instructions
These are practice questions for Addition and Subtraction (including decimals). They will get you to familiarise yourself with the format of the questions. These questions are intended to be used for practice only and are not intended to be used for assessment.

Written Solution
 $76 + 113 = 189$

Course Completion %
View the completion percentage for the course.

6.44%

Using Numbers
16 TOPICS
27.08% Complete
Start Learning

Previous Results for Addition and Subtraction (including decimals)

ATTEMPT DATE	DIFFICULTY	RESULT
25/04/2022 15:39	Easy	80%
18/01/2022 14:01	Medium	20%

- ✓ See your progress through as you progress through each topic area
- ✓ Get your average scores for practice questions, topic tests and mock exams
- ✓ View all practice question, topic test and mock exam attempts over time
- ✓ View historical attempts to analyse your progress over time

Or visit
passfunctionalskills.co.uk

SAMPLE

This page is intentionally left blank

Marathon



A marathon is a long-distance running event. Marathons are often held on roads in cities.

This assessment is about:

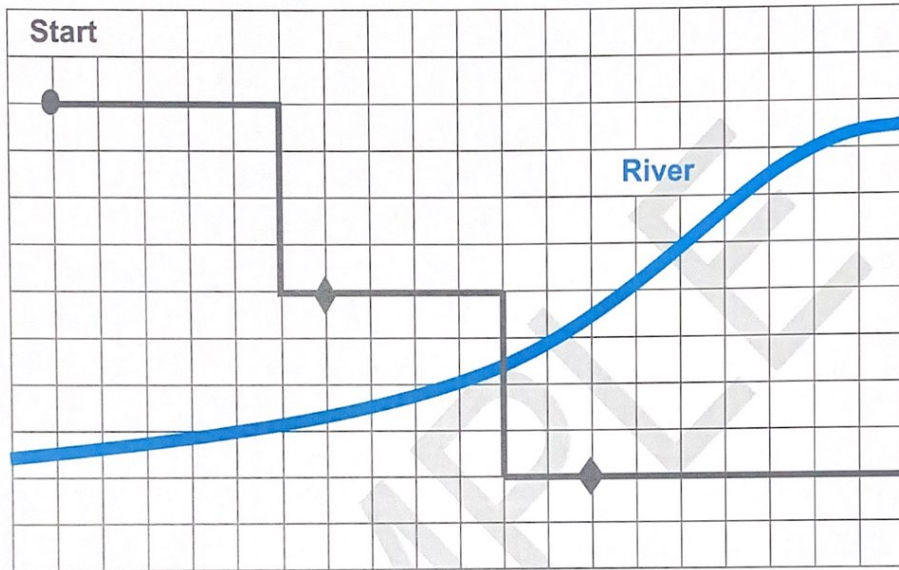
- the route of the marathon
- the competitors.

Complete activities 1, 2 and 3 based on the documents provided for each activity.

Activity 1

Task A

Route diagram for the start of the City Marathon



The side of 1 square represents a distance of 0.5 miles.

◆ = Drink Stations

— = Route

The start of the route for the City Marathon is shown. The sponsors have provided Drink Stations to give the competitors a drink during the race.

What is the distance between the 2 Drink Stations along the route shown on the map? Give your answer in kilometres to 2 decimal places.

(1 kilometre (km) = 0.6214 mile)

Marks available: 4

You must show your working:

$$10 \text{ sides} \times 0.5 \text{ miles} = 5 \text{ miles}$$
$$5 \div 0.6214 = 8.05 \text{ km (2dp)}$$

Your answer:

8.05 km

Task B

The last Drink Station will be 1800 metres (m) from the end of the course.

What is this distance in kilometres?

Marks available: 2

You must show your working:

$$1800 \div 1000 = 1.8 \text{ km}$$

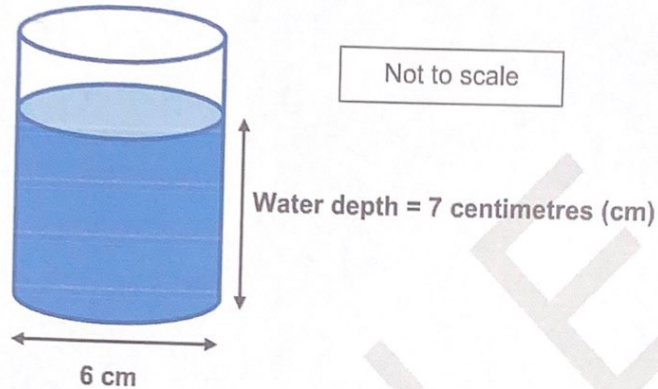
Your answer:

1.8 km

Task C

Water is also available to competitors at regular points around the course.

It is given in cylindrical paper cups, like the one shown here.



The volume of a cylinder is given by the formula:

$$\text{Volume} = \pi r^2 h$$

r is the radius, h is the height of the cylinder. For π use 3.14

1 millilitre (ml) is equal to 1 cubic centimetre.

What is the volume of water in the cup?

Marks available: 4

You must show your working:

$$\text{radius} = 6 \div 2 = 3 \text{ cm}$$

$$\begin{aligned} \text{Volume} &= 3.14 \times 3^2 \times 7 = 197.82 \text{ cm}^3 \\ &= 198 \text{ ml (3sf)} \end{aligned}$$

Your answer:

198ml

Total marks available: 10

Activity 2**Task A**

The marathon has competitors in 3 different categories: Standard, Elite and Wheelchair.

The table shows the amount of money expected to be raised. Money is raised from charity collections and entry fees.

Category	Standard	Elite	Wheelchair	Totals
Expected Income	£50,000	£5,000	£10,000	£65,000
Number of Competitors	640	120	40	800

What fraction of the total number of competitors are Standard runners? Show your answer as a fraction in its simplest form.

Marks available: 3

You must show your working:

$$\frac{640}{800} = \frac{64}{80} = \frac{4}{5}$$

Your answer:

$$\frac{4}{5}$$

Task B

The table shows the amount of money to be raised and the number of competitors.

Category	Standard	Elite	Wheelchair	Totals
Expected Income	£50,000	£5,000	£10,000	£65,000
Number of Competitors	640	120	40	800

The costs of running the event will be £12,000

The final donation to charity will be the amount of the Expected Income left after paying for the costs of the event.

What will the charity donation be as a percentage of this Expected Income? Show your answer **to the nearest whole number**.

Marks available: 3

You must show your working:

$$\begin{aligned} &£65000 - £12000 = £53000 \\ &\frac{53000}{65000} \times 100 = 81.538\dots \\ &= 82\% \\ &\text{(nearest whole number)} \end{aligned}$$

Your answer:

82%

Task C

1. The St John's Ambulance service will attend the marathon.

They could be asked to help up to $\frac{1}{9}$ of the competitors in the race.

What is $\frac{1}{9}$ as a percentage?

Marks available: 2

You must show your working:

$$\frac{1}{9} \times 100 = 11.111\dots = 11.11\%$$

Your answer:

$$11.11\%$$

SAMPLE

2. All competitors have an equal probability that they will need help from a St John's Ambulance first aider.

Category	Standard	Elite	Wheelchair	Total
Number of Competitors	640	120	40	800

What is the probability that the first person to need help will be an Elite competitor?

Marks available: 2

You must show your working:

$$\frac{120}{800} = 0.15$$

Your answer:

0.15

3. 160 volunteers will support the race.

What is the ratio of volunteers to competitors?

Show your answer as a ratio in its simplest form.

Marks available: 2



You must show your working:

~~160~~ 160 : 800 can be simplified to
1 : 5 (dividing by 160)

Your answer:

1 : 5

SAMPLE

Task D

The table shows the numbers of competitors for a different marathon in recent years.

	2010	2011	2012
Number of Competitors	412	585	658

The average (mean) number of competitors over the 4 years 2010 to 2013 is 595.

What was the Number of Competitors for 2013?

Marks available: 4

You must show your working:

$$595 \times 4 = 2380$$
$$2380 - (412 + 585 + 658) = 725$$

Your answer:

725

Show how you can check your answer:

$$\frac{2380}{4} = 595$$

Total marks available: 16

This page is intentionally left blank.
Please turn over for next activity.

SAMPLE

Activity 3**Task A**

Category	Standard	Elite	Wheelchair	Total
Number of Competitors	640	120	40	800

Show the Number of Competitors for each category in a pie chart.

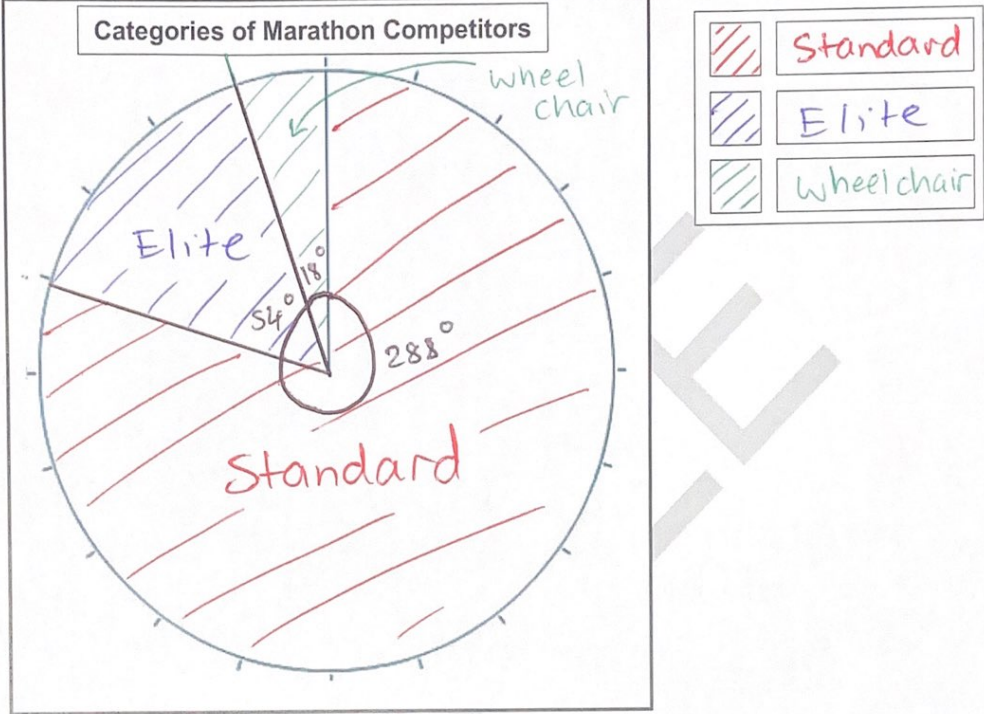
Label the sectors in the chart.

Marks available: 4

You must show your working:

$$\begin{aligned}\text{Standard} &: \frac{640}{800} \times 360^\circ = 288^\circ \\ \text{Elite} &: \frac{120}{800} \times 360^\circ = 54^\circ \\ \text{Wheelchair} &: \frac{40}{800} \times 360^\circ = 18^\circ\end{aligned}$$

Your answer:



Task B

The fastest Elite competitor in last year's marathon had a race time of 2 hours, 19 minutes and 17 seconds.

The slowest Elite competitor had a time of 2 hours, 32 minutes and 50 seconds.

What is the range of times for Elite competitors?

Marks available: 2

You must show your working:

13 minutes and 33 seconds
(2h 32m 50s - 2h 19m 17s)

Your answer:

13 minutes
and 33
seconds

Show how you can check your answer:

2h 19m 17s + 13m 33s = 2h 32m 50s



Task C

The average speed of the fastest competitor in the marathon is 5.12 metres per second.

In training, a competitor ran 20 kilometres (km) in 1 hour, 7 minutes and 37 seconds.

The formula to calculate speed is $v = \frac{d}{t}$

v = speed in metres per second, d = distance in metres, t = time in seconds

Calculate the average speed of the training run, in metres per second. Show your answer to 2 decimal places.

Marks available: 5

You must show your working:

$$\begin{aligned}
 1 \text{ hour } 7 \text{ mins } 37 \text{ seconds} &= 3600 + 420 + 37 \\
 &= 4057 \text{ seconds} \\
 20 \text{ km} &= 20000 \text{ m} \\
 v &= 20000 \div 4057 = 4.9297 \dots \\
 &= 4.93 \text{ m/s (2dp)}
 \end{aligned}$$

Your answer:

$$4.93 \text{ m/s}$$

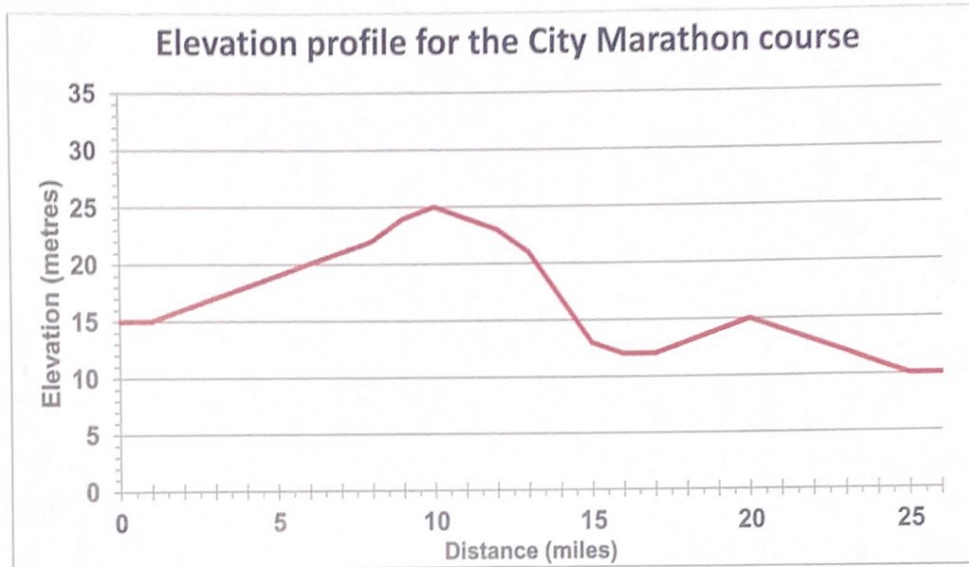
Compare and comment on the speed of the competitor in training and the average speed of the fastest competitor:

The competitor in training is not as quick as the fastest competitor since their average speed is less ($4.93 < 5.12$). They need to improve.

Task D

1. The elevation profile shows how high the ground is compared to sea level.

The chart shows how the elevation changes over the course.



What is the range of the Elevation readings shown on the graph, in metres?

Marks available: 2

You must show your working:

$$25\text{ m} - 10\text{ m} = 15\text{ m}$$

Your answer:

15 m

2. For how many miles should competitors expect to be running uphill?

Marks available: 1

You must show your working:

$$9 + 3 = 12 \text{ miles}$$

(where graph goes up)

Your answer:

12


Total marks available: 14

End of assessment

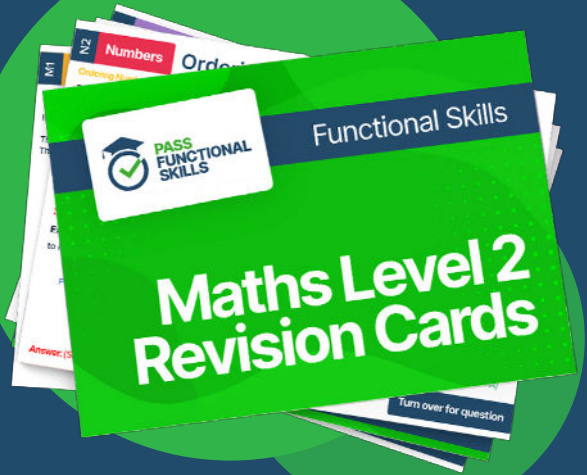
SAMPLE



PASS
FUNCTIONAL
SKILLS



Functional Skills Maths
Level 2 Practice Papers



Functional Skills Maths
Level 2 Revision Cards



Functional Skills English Level 2
Practice Papers & Revision Cards



Functional Skills Maths
Level 2 Pocket Revision Guide

Or visit

passfunctionalskills.co.uk