

Sample Paper 1



ncfe.

Sample Paper: P000312

NCFE Functional Skills Qualification in Mathematics at Level 2 (501/2324/5)

Time Allowed 2 HOURS

You **need** the following to complete this assessment:

- ruler
- calculator

Read each document and activity carefully and attempt to answer **all** activities.

Write your answers in the spaces provided and ensure that your writing is legible.

If extra pages are used, please make sure your name is on them and they're securely fastened to this booklet.

At the end of the assessment hand all documents over to the invigilator as instructed.

DO NOT TURN OVER UNTIL YOU ARE INSTRUCTED TO DO SO BY THE INVIGILATOR.

For Examiner use only:

Activity number	1	2	3	Total
Total Marks awarded				
Total Marks available	15	13	12	40

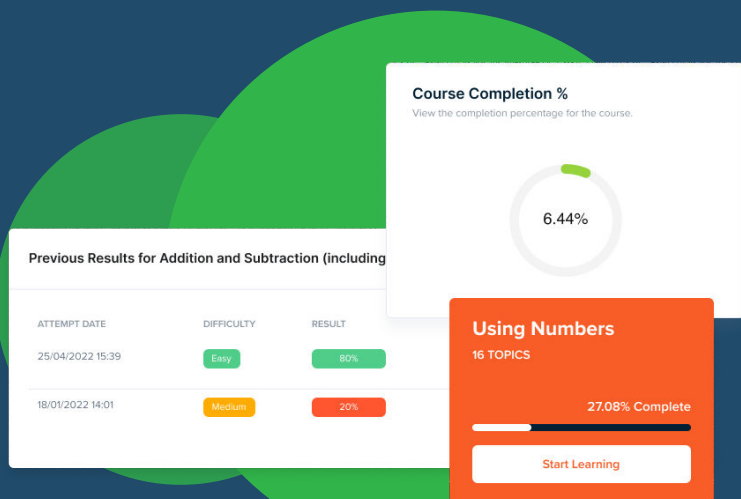
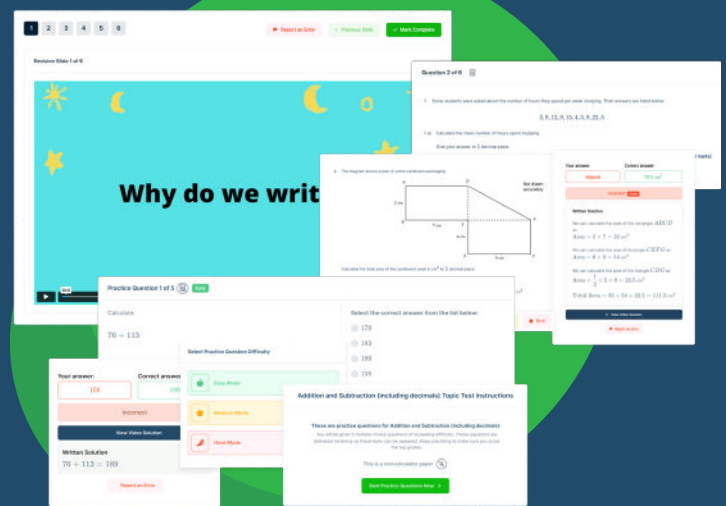


FUNCTIONAL SKILLS ONLINE COURSES



- ✓ Your answers are analysed to determine your Current Level
- ✓ Suggested courses for you to enrol on based on your calculated level
- ✓ Always know the level you are currently working at
- ✓ Determine when you are ready to sit your exam

- ✓ Explainer videos on every topic
- ✓ Quick-fire style multiple choice questions
- ✓ Test your knowledge with exam-style questions
- ✓ Written solutions for all questions



- ✓ See your progress through as you progress through each topic area
- ✓ Get your average scores for practice questions, topic tests and mock exams
- ✓ View all practice question, topic test and mock exam attempts over time
- ✓ View historical attempts to analyse your progress over time

Or visit
passfunctionalskills.co.uk

SAMPLE

This page is intentionally left blank

Swimming Pool



The town leisure centre has a swimming pool. The pool is 25 metres (m) long and can be divided into 8 lanes for fitness training and races.

You have been asked to help with some tasks about the swimming pool and the users.

Complete activities 1, 2 and 3 based on the documents provided for each activity.

Activity 1

Task A

- The swimming pool is being used for lane swimming. There are 8 lanes in the pool. 3 of the lanes are reserved for **fast swimmers**.

What proportion of the lanes are available for **slower swimmers**?
Show your answer as a **percentage**.

Marks available: 3

You must show your working:

$$8 - 3 = 5 \text{ lanes for slower swimmers}$$
~~$$5 \div 8 = 62.5\%$$~~

$$(5 \div 8) \times 100 = 62.5\%$$

Your answer:

$$62.5\%$$

Show how you can check your answer:

$$(3 \div 8) \times 100 = 37.5\%$$

$$= 100 - 62.5\%$$

2. A plan of the swimming pool is required for a poster.

The plan should fit in a 10 centimetres (cm) x 10 cm space and be the maximum size.

What scale should be used to draw the 25 metres (m) x 16.8 m pool?

Marks available: 2

You must show your working:

$10\text{cm} : 25\text{m}$ is equivalent to
 $1 : 250$ (1 cm : 250 cm)

Your answer:

$1 : 250$

Task B



1. There is a children's pool which measures 16 m x 8.75 m

The main swimming pool measures 25 m x 16.8 m

What is the ratio of the area of the children's pool compared with the main pool?
Show your answer in its simplest form.

Marks available: 3

You must show your working:

$$\begin{aligned}\text{Childrens pool Area} &= 16 \times 8.75 = 140\text{m}^2 \\ \text{Main pool Area} &= 25 \times 16.8 = 420\text{m}^2 \\ 140 : 420 &\text{ is equivalent to } 1 : 3\end{aligned}$$

Your answer:

1:3

2. A swimmer has been using a pool with a 50 yard length.

How many lengths would the swimmer need to do in the 25 m length pool to equal 10 lengths in the 50 yard pool?

(1 yard = 0.9144 metres)

Marks available: 4

You must show your working:

$$\begin{aligned}50 \times 10 &= 500 \text{ yards} \\500 \text{ yards} &= 500 \times 0.9144 = 457.2 \text{ m} \\457.2 \div 25 &= 18.288 = 19 \\&\text{lengths of the } 25 \text{ m pool}\end{aligned}$$

Your answer:


19

Show how you can check your answer:

$$19 \times 25 = 475 > 457.2$$

Task C

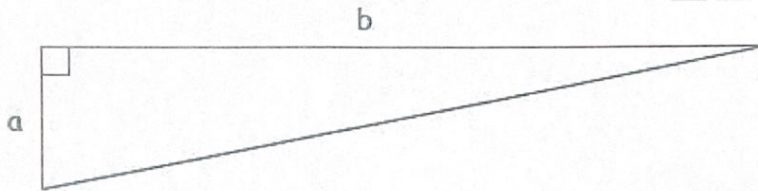
This diagram shows a cross-section of the swimming pool, shown from the side.



(Not drawn to scale)

The swimming pool is 16.8 metres (m) wide.

You may find this information useful:



$$\text{Area of a right angled triangle} = \frac{a \times b}{2}$$

The pool is full to the top edge.

What is the volume of water in the pool? Give your answer in **cubic metres**.

Marks available: 3

You must show your working:

$$\begin{aligned} \text{Area} &= (2 \times 25) - \left(\frac{25 \times 1}{2}\right) = 37.5 \text{ m}^2 \\ \text{Volume} &= 37.5 \times 16.8 = 630 \text{ m}^3 \end{aligned}$$

Your answer:

$$630 \text{ m}^3$$

Total marks available: 15

This page is intentionally left blank.
Please turn over for the next activity.

SAMPLE

Activity 2

Task A

1. The tables show the prices for swimming, and the numbers of swimmers expected in the next month.

Type of user	Swimming prices	Type of user	Expected users for next month
Adults	£3.80	Adults	1250
Children (under 16)	£2.40	Children (under 16)	750
Concessions (students, pensioners)	£2.75	Concessions (students, pensioners)	400
		Totals	2400

The total running cost for the swimming pool for the next month is expected to be £7500

Based on these figures, what will be the **profit or loss** for the swimming pool in the next month?

Marks available: 3

You must show your working:

$$\begin{aligned} \text{Income} &= (3.80 \times 1250) + (2.40 \times 750) + (2.75 \times 400) \\ &= £7650 \\ 7650 - 7500 &= £150 \text{ profit} \end{aligned}$$

Your answer:

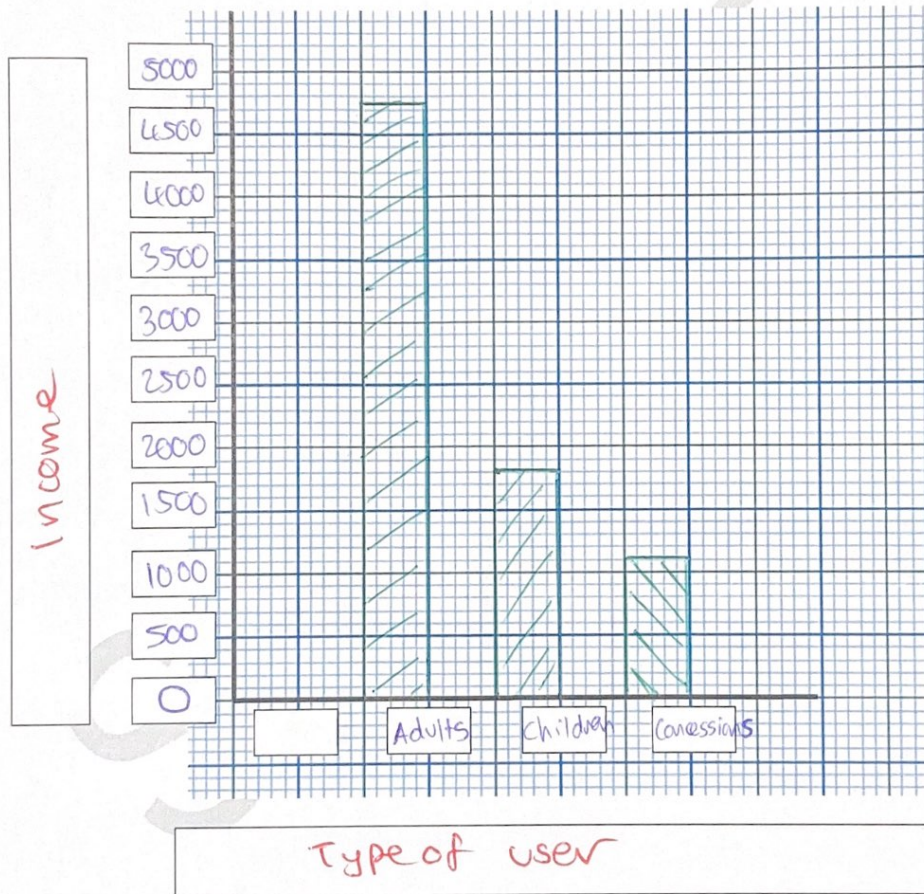
£150
profit

2. Produce a bar chart to show the **income** from each type of user over the month.

Marks available: 4

Your answer:

A graph to show the income from each type of user over the month



Task B

1. The table shows swimming pool water temperatures recorded at the same time each day over a 7 day period. The target temperature is 29 °C

Day	1	2	3	4	5	6	7
Actual Temperature °C	27.9	28.4	29.4	29.2	29.0	28.3	28.0

Find the average (mean) actual temperature over the 7 days.
Show your answer to **1 decimal place**.

What does this tell you about the actual water temperature compared with the target temperature?

Marks available: 3

You must show your working:

$$\begin{aligned} \text{Mean} &= \frac{27.9 + 28.4 + 29.4 + 29.2 + 29.0 + 28.3 + 28.0}{7} \\ &= 28.6 \text{ }^{\circ}\text{C} \end{aligned}$$

Your answer:

$$\text{Mean} = 28.6 \text{ }^{\circ}\text{C}$$

On average, the actual temperature is lower than the target temperature.

2. What is the probability of any 1 of the recorded temperatures being within 0.5 °C above or below the target temperature of 29 °C?

Give your answer as a decimal, shown to **2 decimal places**.

Marks available: 3

You must show your working:

There are 3 temperatures within 0.5 °C
(29.4, 29.2, 29.0)
As a probability, there are
 $\frac{3}{7} = 0.43$

Your answer:

0.43

Total marks available: 13

Activity 3

Task A

1. In a public swimming pool, an event attracts 288 people.

31.25% of these are swimmers and the rest are spectators.

How many **swimmers** are there?

Marks available: 2

You must show your working:

$$0.3125 \times 288 = 90 \text{ swimmers}$$

Your answer:

90

2. There are 128 people who are visiting the swimming pool for the first time.

What proportion of all the 288 people is the number of first time visitors?
Give your answer as a fraction **in its simplest form**.

Marks available: 2

You must show your working:

$$\frac{128}{288} = \frac{4}{9}$$

Your answer:

$\frac{4}{9}$



Task B

The table shows the times in seconds for swimmers in 2 clubs in the 100 m freestyle race.

For each club, compare the time for the fastest swimmer with the median time.

Describe what your results tell you.

Club A Times (seconds)	Club B Times (seconds)
68.2	69.4
68.8	69.5
69.5	69.9
71.5	70.1
72.0	70.5
72.2	71.5
72.9	72.1
73.4	72.8
74.2	73.7
75.1	74.8
75.9	

Marks available: 5

You must show your working:

Club A: Median = 72.2
 Fastest swimmer = 68.2
 Difference = $72.2 - 68.2 = 4$

Club B: Median = $\frac{70.5 + 71.5}{2} = 71$
 Fastest swimmer = 69.4
 Difference = $71 - 69.4 = 1.6$

For club B, their fastest swimmer and median are more alike than club A, so are more consistent.
 Club B also has faster average.

Your answer:

club A difference is 4 seconds
 club B difference is 1.6 seconds

Task C

The MET value (Metabolic Equivalent of Task) is a measure of the level of activity.

This table shows some MET values for different activities:

Activity	MET
Cycling	5.0
Gymnastics	5.5
Swimming	6.0
Tennis	7.0
Volleyball	4.0
Walking	3.5

A swimmer weighs 75 kilograms (kg) and swims for **30 minutes**.

Use the formula below to calculate the calories used. Give your answer to the **nearest whole number**.

$$\text{Calories per minute} = \text{MET} \times \text{weight (kg)} \times 0.0175$$

Marks available: 3

You must show your working:

$$\begin{aligned} \text{Calories per minute} &= 6.0 \times 75 \times 0.0175 \\ &= 7.875 \\ \text{Total calories} &= 30 \times 7.875 = 236.25 \\ &= 236 \\ &\text{(nearest whole number)} \end{aligned}$$

Your answer:


236

Total marks available: 12

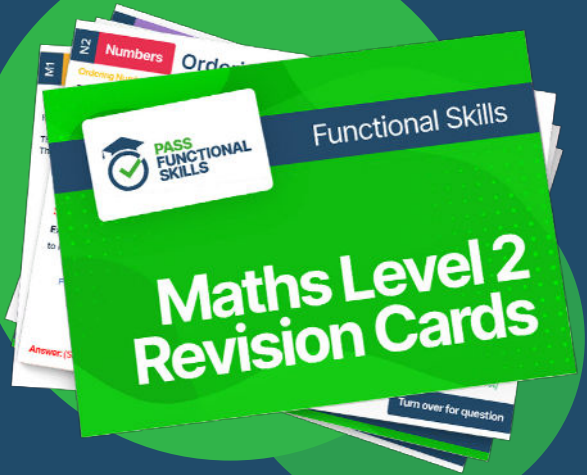
End of assessment



PASS
FUNCTIONAL
SKILLS



Functional Skills Maths
Level 2 Practice Papers



Functional Skills Maths
Level 2 Revision Cards



Functional Skills English Level 2
Practice Papers & Revision Cards



Functional Skills Maths
Level 2 Pocket Revision Guide

Or visit

passfunctionalskills.co.uk