



FUNCTIONAL SKILLS MATHEMATICS

AQA | Edexcel | City & Guilds | Open Awards | NCFE | Highfield

Entry Level 3

Bar Charts

Materials

- You **cannot** use a calculator for **questions** with this symbol.



Instructions

- Answer **all** questions.
- Answer questions on separate paper.

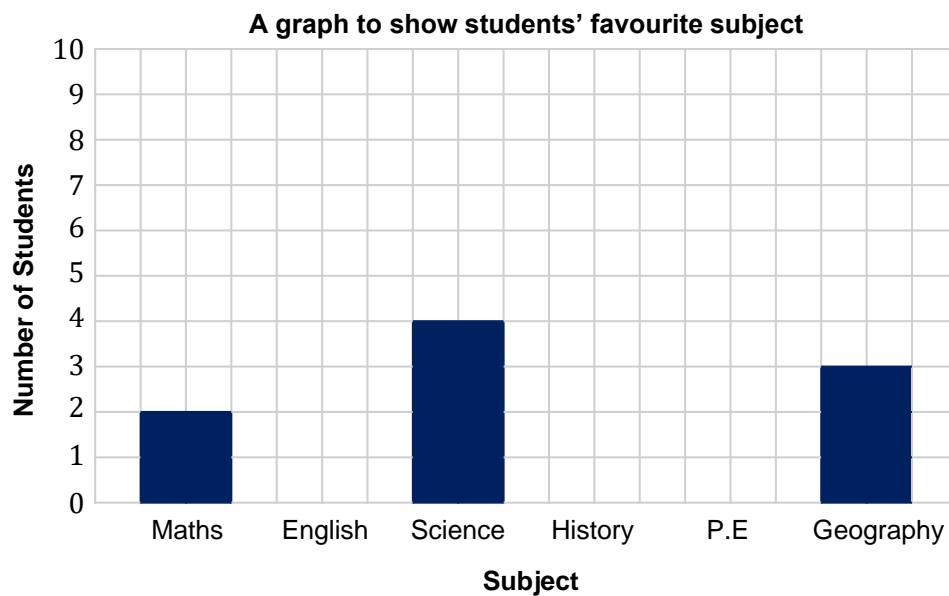
Information and Advice

- The marks for each question are shown in brackets – use this as a guide on how long to spend on each question.
- Read each question carefully before you answer it.
- Check you answers.

Q1 A teacher asks her students what their favourite subject is.
She records the information in the table below.

Subject	Number of Students
Maths	2
English	5
Science	4
History	7
P.E	9
Geography	3

She then partially completes a bar chart.



1(a) Complete the bar chart.

[3 marks]

1(b) How many students did the teacher ask?

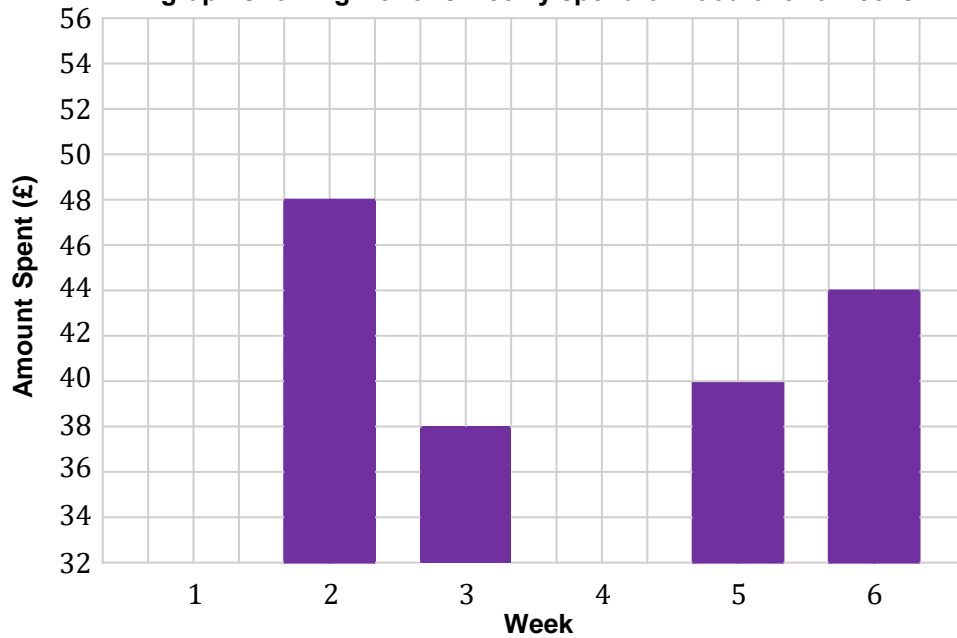
[1 mark]

Q2

Below is an incomplete table and bar chart containing information on how much Conor spends on food over a 6 week period.

Week	Amount Spent (£)
1	42
2	
3	
4	52
5	40
6	

A graph showing Conor's weekly spend on food over 6 weeks



2(a) Complete the table and bar chart.

[4 marks]

2(b) How much did Conor spend on food in total over the 6 weeks?

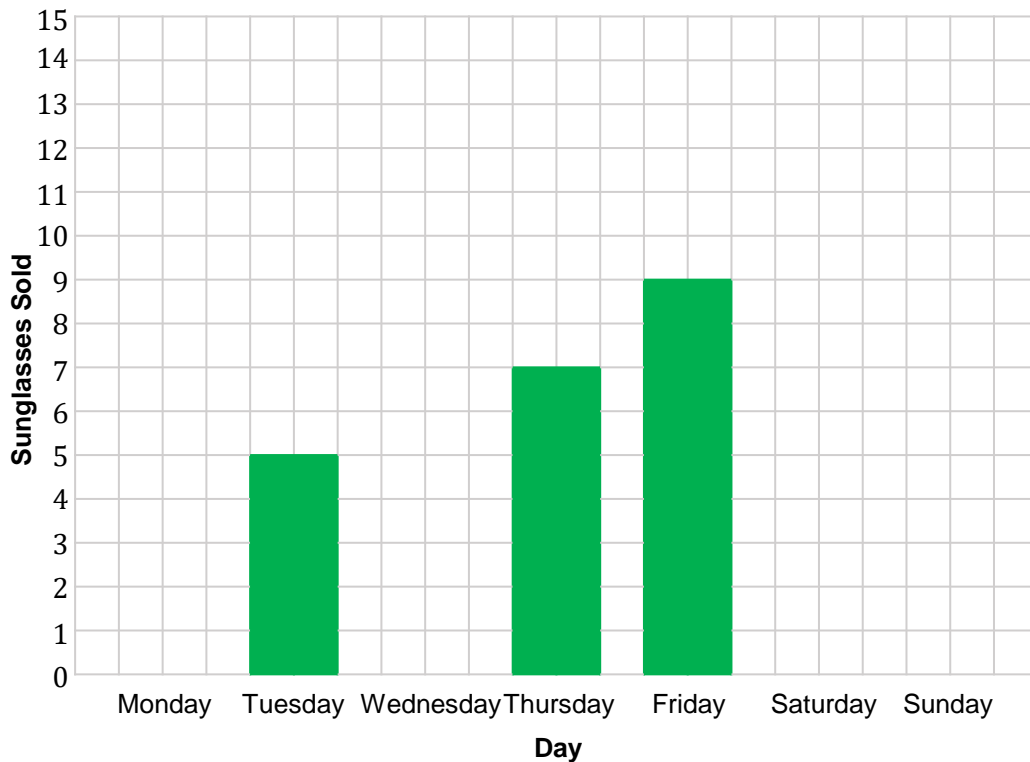
[2 marks]

Q3 Cara sells sunglasses to tourists on a beach.

She records the amount of sunglasses she sells throughout the week, shown in the incomplete table and bar chart below.

Day	Sunglasses Sold
Monday	4
Tuesday	
Wednesday	6
Thursday	
Friday	
Saturday	14
Sunday	13

A graph showing the amount of sunglasses sold by Cara each day



3(a) Complete the table and bar chart.

[4 marks]

3(b) How many sunglasses did Cara sell between Monday and Friday?

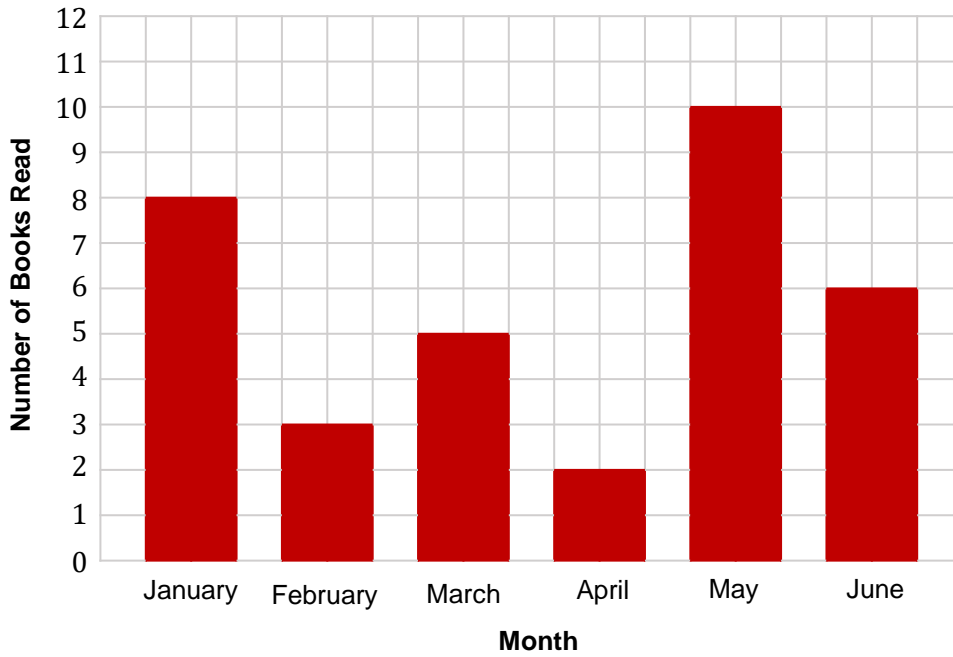
[2 marks]

6

Turn over ►

Q4 Below is a bar chart showing the amount of books Julie read from January to June.

A graph the number of books read by Julie in the last 6 months



4(a) Complete the table below, using the information in the bar chart.

Month	Number of Books Read
January	
February	
March	
April	
May	
June	

[2 marks]

4(b) In which month did Julie read the most number of books?

[1 mark]

4(c) How many more books did Julie read in January compared to February?

[1 mark]

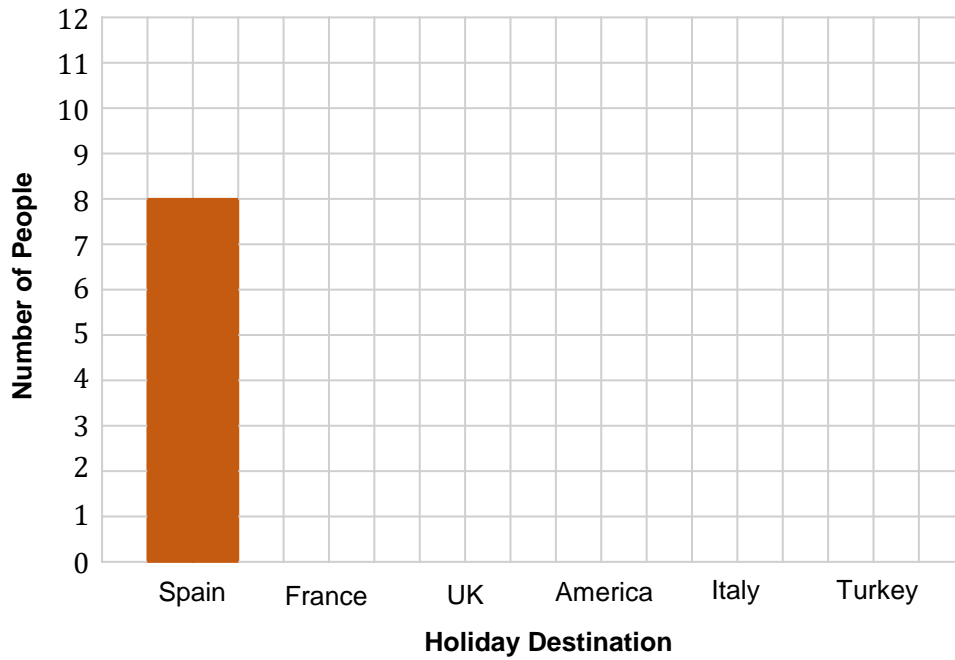
Q5 Use the information in the table about the peoples' favourite holiday destination to complete the bar chart.

The bar for Spain has already been done for you.

[3 marks]

Holiday Destination	Number of People
Spain	8
France	5
UK	6
America	9
Italy	7
Turkey	3

A graph showing holiday destination preferences



Q6

Use the information in the table about the colour of cars in a car park to complete the bar chart.

The bar for Red has already been done for you.

[3 marks]

Colour	Number of Cars
Red	7
White	11
Black	9
Silver	6
Blue	5
Grey	2

